



Guitar Lessons Falkirk and Crieff



Free Weekly Guitar Lessons
331 subscribers


guitar-teacher-falkirk.co.uk

How to use

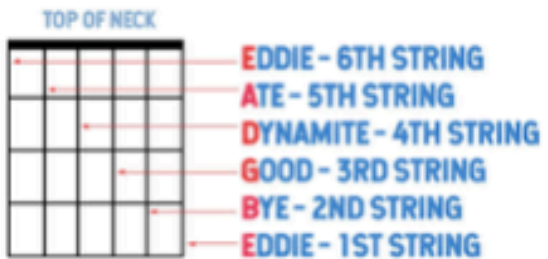



Make sure your guitar is stable and that you don't feel you need to support it with either hand. Hands should be free to play. Left Handed?

Sitting with the guitar!




Tuning your guitar!



Greensleeves with open strings!

1 2 3 3 6 5 4 3
1 2 3 3 6 2 1 6

Accompaniment Greensleeves with open strings- YouTube!



Greensleeves with open strings
Karen Blackwood • 534 views • 5 years ago
Guitar lessons Falkirk with Karen Blackwood.

12 Bar Blues!

A | A | A | A
D | D | A | A
E | D | A | E

Accompaniment 12 Bar Blues in A Blues - YouTube!



A - Medium 12 Bar Blues Backing Track
Cliff Smith • 58K views • 1 year ago
Download this track: <https://cliffsmith.bandcamp.com/track/a-medium-12-bar-blues-backing-track-120bpm> Play all my backing ...

For an extension of this play two strings. When playing the open string put the second fret down with finger 1 on the string below it and play both of the strings. Watch my video on YouTube if you get lost. "FWGL Rounded Guitarist 5"



FWGL Rounded Guitarist 5
Free Weekly Guitar Lessons • 22 views • 2 months ago
This video accompanies the book The Rounded Guitarist which is on sale on Ebay or directly from me at ...
Buy - The Rounded Guitarist on eBay.co.uk £10 or digital £5.



quitar-teacher-falkirk.co.uk

Left Hand Fingers!



1. Tips of fingers
2. Behind the fret
3. Thumb should be flat on the back of the neck and behind the second fret approx.
4. Thumb should be straight and not bent at the knuckle.
5. C-Shape



Smoke On The Water - Deep Purple

String 6 - 0 3 5 0 3 6 5 0 3 5 3 0

Smoke On The Water Power Chords - YouTube



Smoke On The Water Power Chords

Karen Blackwood · 15K views · 7 years ago

How to play smoke on the water with power chords. This isn't in the same key as the song but is good for learning power chords.

Next Steps

If you've enjoyed today's class you have a few options.

1. Join my new beginners class Saturdays at 1pm for £5 per session. We will be using The Rounded Guitarist. Buy for £5 as a digital book through eBay or £10 for the hard copy from eBay.
2. Buy my book which has accompanying videos with every song. Teach yourself. Purchase on eBay - The Rounded Guitarist.
3. Join in with me again next Wednesday for a repeat of today's class.
4. Contact me for individual lessons weekly or fortnightly. £20 per session. Limited availability.

Lastly, thanks for taking part and if you enjoyed it please share far and wide and if you didn't, don't!!!!

